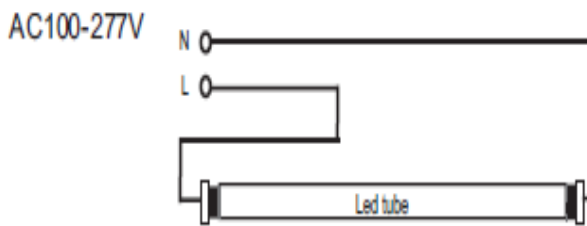


# LED Tube Installation Guide

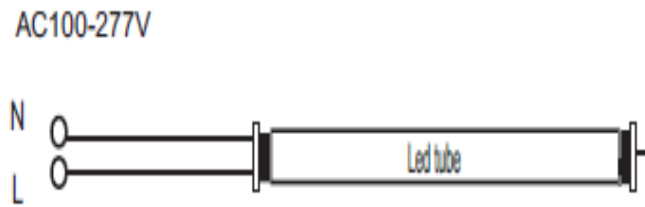
## T8 Retrofit Tube Installation:

1. Make sure the power is disconnected before you remove your fluorescent tube or install your retrofit tube.
2. Disconnect the ballast and the starter.
3. Connect the AC wiring to the lamp holders as per diagrams bellow.


Led tube with both ends powered



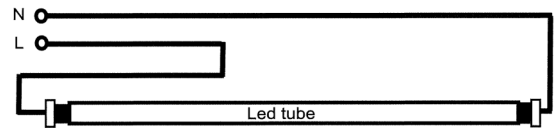
Led tube with one end powered



## Ballast Compatible



OR

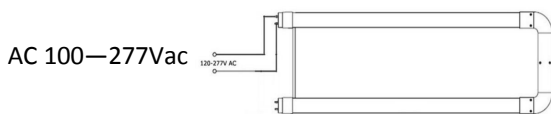


Just remove old fluorescent tube and replace with LED tube

Remove ballast and wire direct

## U-tube

Led U-tube with one end powered



Led U-tube with both ends powered

